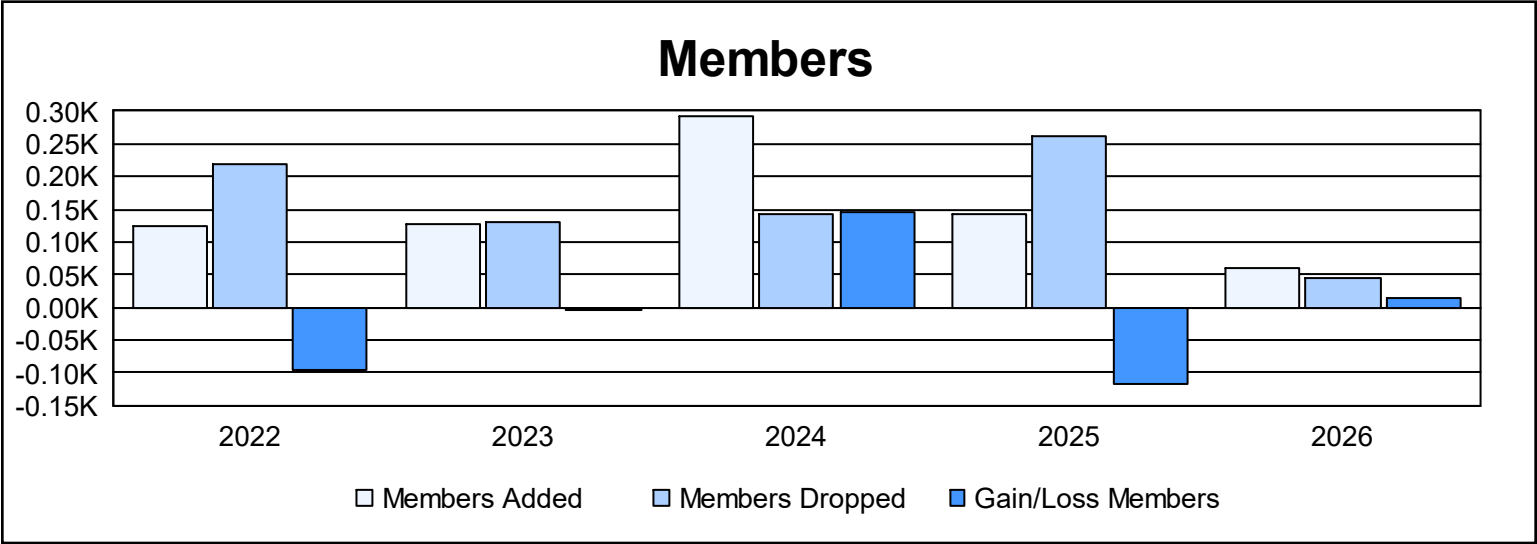
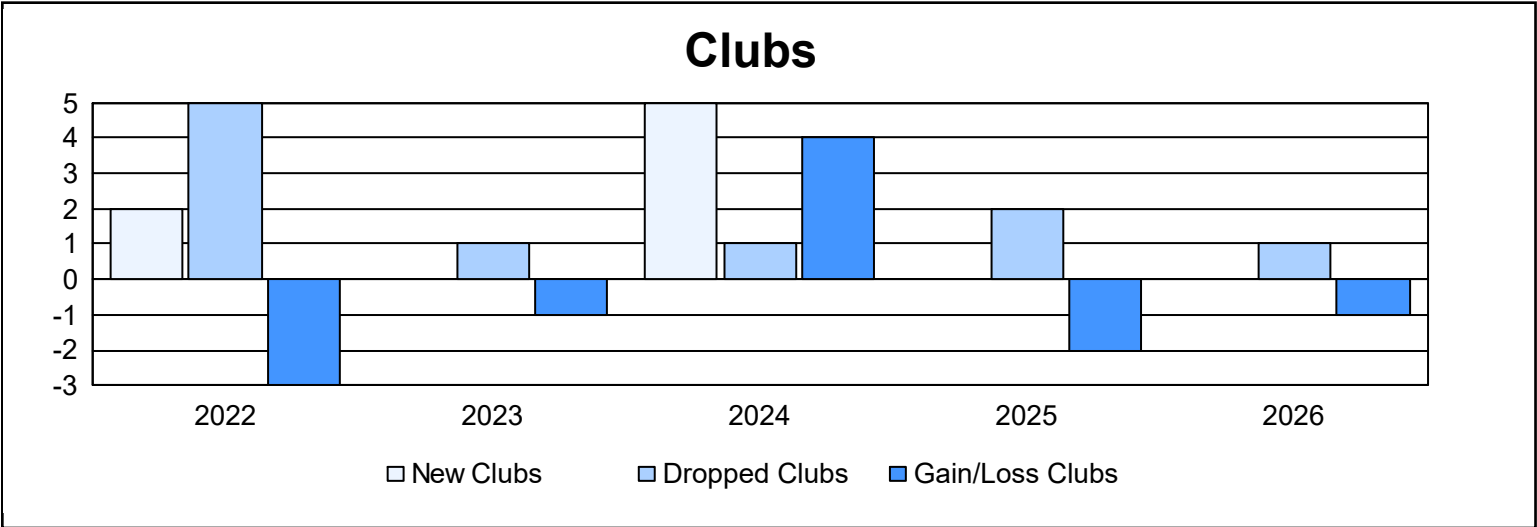
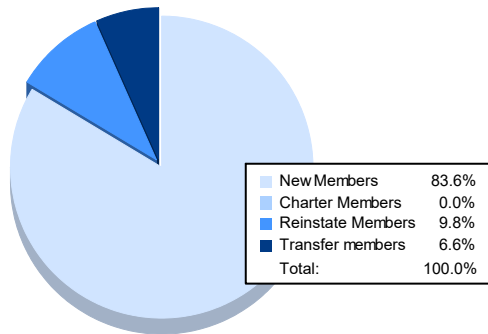


Year	New Clubs	Dropped Clubs	Gain/ Loss Clubs	New Members	Charter Members	Reinstate Members	Transfer Members	Total Member Added	Total Members Dropped	Gain/ Loss Members
2021-2022	2	5	-3	72	43	6	2	123	219	-96
2022-2023	0	1	-1	106	9	4	8	127	131	-4
2023-2024	5	1	4	161	118	7	5	291	144	147
2024-2025	0	2	-2	121	0	16	6	143	261	-118
2025-2026	0	1	-1	51	0	6	4	61	46	15
Average	1	2	-1	102	34	8	5	149	160	-11



Membership Composition

November 2025 Cumulative



Gender Composition

November 2025 Cumulative

